



Advanced Heating
& Hot Water Systems

High Efficiency UFT Floor • Boiler

Medium Mass

316L Stainless Steel, Fire
Tube Heat Exchanger

10 to 1 Turndown Ratio

Advanced Modulating Gas
Condensing Boiler; up to
96% AFUE

Universal Piping Location:
Installer Connection Can
Easily be Moved from Left
to Right Side of the Unit

Venting: 2" or 3" PVC, CPVC
or Polypropylene


No Primary / Secondary
Piping Needed

Supply and Return Connections
on Either Top, Left or Right

www.htproducts.com



FIGHTING THE HIGH COST OF HEATING



Intake

Exhaust

10 to 1 Mixer

Modulating Gas Valve

Intake Pipe

Main Control

- Multiple safety functions
- Built in dual stage anti-freezing mechanism

Line Voltage Terminal Strip

- DHW Pump
- CH Pump
- Optional Low Water Cutoff Wiring Connection

CH Pressure Gauge

Turbo Fan

Modulating fan provides significant power for long vent runs

Ceramic Fiber Burner

The Eco Pre-Mixed burner offers high combustion efficiency and low CO and NOx emissions

Optical Flame Sensor

Heat Exchanger

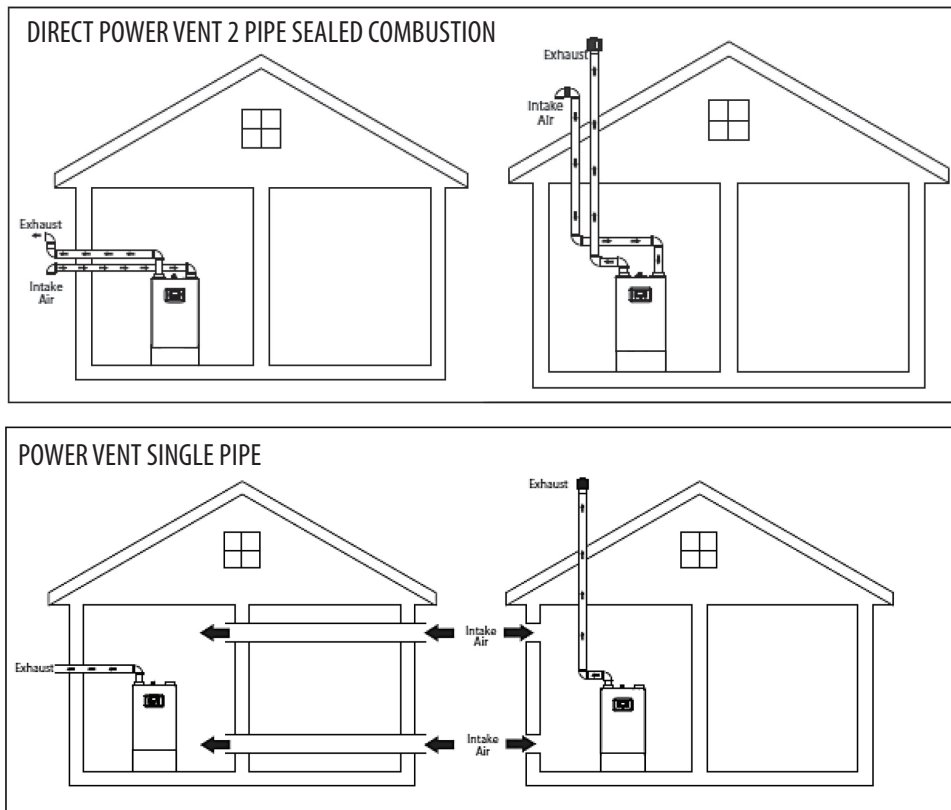
- Hi-fin heat exchanger
- Higher efficiency
- Lower pressure drop
- Compact storage size

Low Voltage Terminal Strip


- Cascade Sensor
- DHW Sensor
- 0-10 Volt
- Outdoor Sensor
- Optional Low Water Cutoff Wiring Connection

Condensate Trap


MULTIPLE VENTING CONFIGURATIONS



MULTIFUNCTION CONTROL PANEL



CONNECTIONS

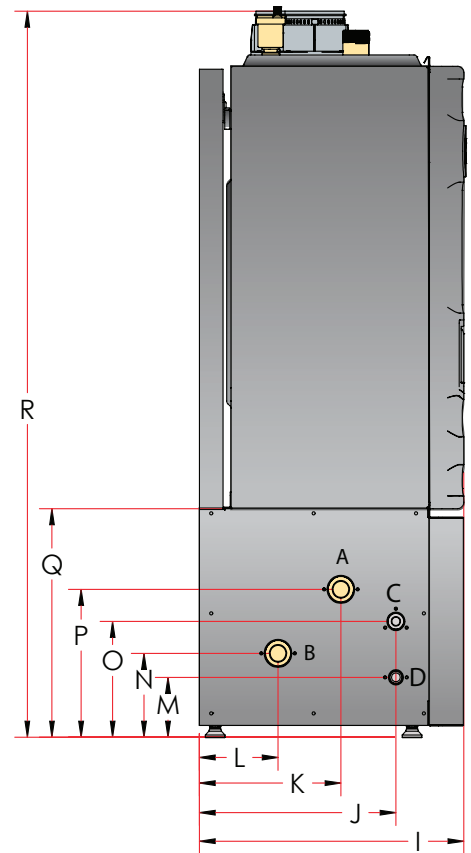
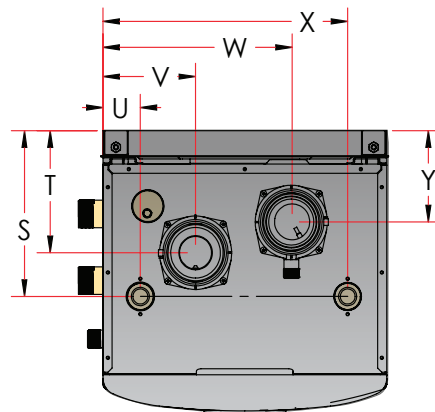
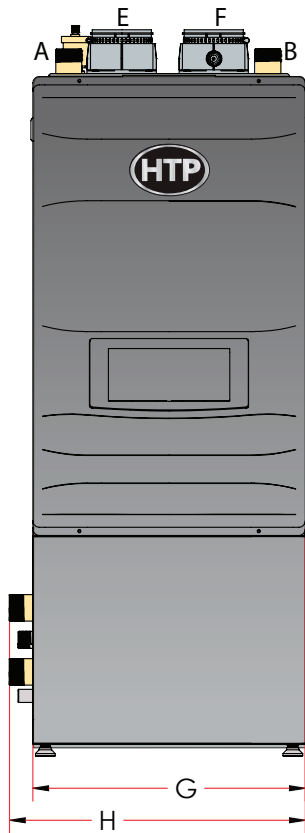


Supply / Return
Gas Inlet
Condensate Drain

1 1/4" NPT
3/4" NPT
3/4" PVC

All the bottom connections (Supply/Return/Condensation/ Gas) can be located on either side of the boiler (Left or Right) to make installation easier.

MODEL	G	H	I	J	K	L	M	N	O	P	Q	R	S	T	U	V	W	X	Y
UFT-80F UFT-100F UFT-120F UFT-140F	19	18.8	17	12.5	9.0	5.0	3.7	5.2	7.2	9.2	14.3	45	9.9	7.3	2.3	5.7	11.5	14.9	5.5
UFT-175F UFT-199F	22	21.2	18	12.5	9.0	5.0	3.7	5.2	7.2	9.2	14.3	48	8.8	6.7	2.2	7.2	13.9	16.0	5.2



INCLUDED IN THE BOX OPTIONAL EQUIPMENT

- 2 Vent Screens (3")
- 30 PSI Pressure Relief Valve
- 1 1/4" x 1 1/4" x 3/4" Tee (steel) & 3/4" Street Elbow (steel)
- Quick Reference Guide, User & Installation Manuals
- Spare Parts Kit
- 3" CPVC Pipe (6" Length)
- Outdoor Sensor with Screws & Anchors
- System Sensor
- Indirect Tank Sensor
- 3", 4", 6" Stainless Steel Outside Termination Vent Kit
- 3" PVC Concentric Vent Kit
- U.L. 353 Compliant Low Water Cutoff w/ Manual Reset
- PC Connection Kit
- Condensate Neutralizer

	DESCRIPTION	DIAMETER
A	CH SUPPLY ADAPTERS	1-1/4" NPT
B	CH RETURN ADAPTERS	1-1/4" NPT
C	GAS CONNECTION ADAPTER	3/4" NPT
D	CONDENSATE DRAIN ADAPTER	3/4" PVC
E	AIR INTAKE PIPE CONNECTION	3"
F	EXHAUST PIPE CONNECTION	3"

Model	UFT-80F	UFT-100F	UFT-120F	UFT-140F	UFT-175F	UFT-199F
Input Rate	8,000~80,000 Btu/hr	10,000~100,000 Btu/hr	12,000~120,000 Btu/hr	14,000~140,000 Btu/hr	19,900~175,000 Btu/hr	19,900~199,000 Btu/hr
AFUE	95.4%	95.1%	95.6%	95.0%	95.9%	96.0%
Dimensions (W - H - D)	W 19" • H 45" • D 17"				W 22" • H 48" • D 18"	
Installation Type	Indoor / Floor Standing					
Vent Type	Forced Draft Direct-vent					
Combined Vent Length & Venting Materials	2"(50ft) , 3"(100ft) / PVC, CPVC, PP & Power Vent					
Ignition	Direct Electronic Ignition					
Gas Supply Pressure	Natural Gas	3.5" WC to 14" WC				
	Propane Gas	3.5" WC to 14" WC				
Power Supply	Main Supply	120V 60Hz				
	Max Power	160W				
Water Pressure	Min 12 ~ Max 30 PSI					
Connection Sizes	Supply/Return	1-1/4" NPT				
	Gas Inlet	3/4" NPT				
Warranty	Limited 10 Year Residential Warranty					