

For Residential and Commercial Applications

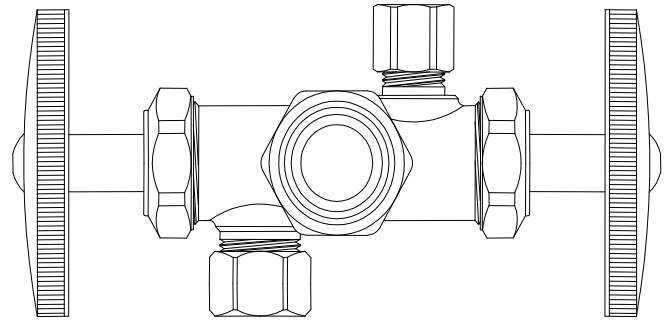
Job Name		Engineer / Architect	
Job Location		Wholesaler	
Submittal Date		Contractor	

CR1900DV/ CR1901DV/ CR1903DV Multi-Turn Dual Outlet, Dual Shut-off Stop - Compression Inlet

Use: For use in potable water distribution systems. Not intended for recirculating water systems that produce continuous use temperatures above 115° F. For those applications, use BrassCraft KT series ball stops

Design Features:

- **Independent flow control.** Dual outlet, dual shut-off operation permits you to shut-off water flow to one fixture while maintaining water flow to another fixture
- **Code approved replacement** for areas requiring separate shut-offs for two lines
- **Machined one-piece brass body** provides strength, durability and long-lasting performance
- **Knurled oval handle** provides a secure grip and smooth on/off operation
- **Easy-to-remove handle** with screw attachment protects accidental stop operation during rough-ins
- **Compliant Dual-Outlet, Dual Shut-Off Stops** available for California and Vermont "low-lead" requirements



Operating Specifications:

Temperature: 40° - 140° F
Pressure: 125 psi maximum

Standard

MATERIAL SPECIFICATIONS	
Valve Body	C36000 brass
Stems	POM
Bib & Packing Washers	Nitrile or EPDM rubber
Packing Nut	C36000 brass
Handle	Plated metal
Handle Screw	Zinc-plated steel
Compression Sleeve	C36000 brass
Compression Nut	C36000 brass

Compliant

MATERIAL SPECIFICATIONS	
Valve Body	Compliant brass
Stem	POM
Bib & Packing Washers	Nitrile or EPDM rubber
Packing Nut	Compliant brass
Handle	Plated metal
Handle Screw	Zinc-plated steel
Compression Sleeve	C36000 brass
Compression Nut	C36000 brass

Standard Part Listing:

- CR1900DV C 1/2" Nom. Compression x 3/8" OD Compression x 1/4" OD Compression, chrome plated
- CR1900DV R 1/2" Nom. Compression x 3/8" OD Compression x 1/4" OD Compression, rough brass

This specification and all information contained herein is the confidential and exclusive property of BrassCraft Manufacturing, and shall not be disclosed to others without the written consent of BrassCraft. This specification must be returned to BrassCraft if requested.



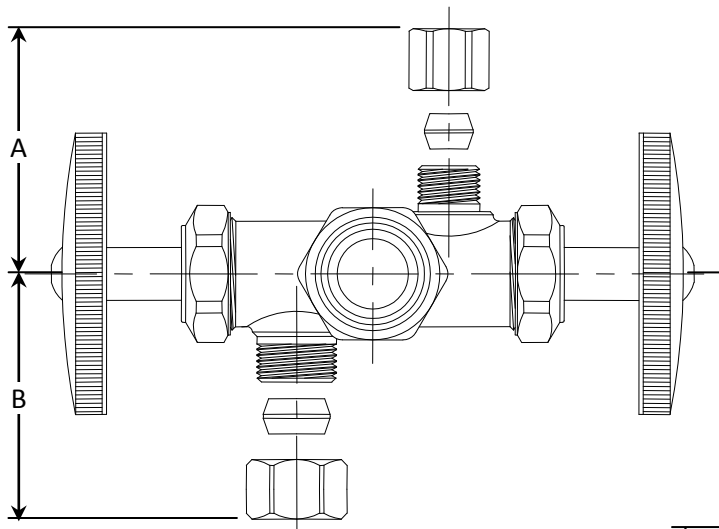
CR1900DV/ CR1901DV/ CR1903DV Multi-Turn Dual Outlet, Dual Shut-off Stop - Compression Inlet

Standard Part Listing (con't):

- CR1900DVZ C 1/2" Nom. Compression x 3/8" OD Compression x 1/4" OD Compression, brass stem, chrome plated
- CR1900DVZ R 1/2" Nom. Compression x 3/8" OD Compression x 1/4" OD Compression, brass stem, rough brass
- CR1901DV C 1/2" Nom. Compression x 3/8" OD Compression x 3/8" OD Compression, chrome plated
- CR1901DV R 1/2" Nom. Compression x 3/8" OD Compression x 3/8" OD Compression, rough brass
- CR1901DV RD 1/2" Nom. Compression x 3/8" OD Compression x 3/8" OD Compression, rough brass, carded
- CR1901DVZ C 1/2" Nom. Compression x 3/8" OD Compression x 3/8" OD Compression, brass stem, chrome plated
- CR1901DVZ R 1/2" Nom. Compression x 3/8" OD Compression x 3/8" OD Compression, brass stem, rough brass
- CR1903DV R 1/2" Nom. Compression x 3/8" OD Compression x 1/2" OD Compression, rough brass
- CR1903DV R1 1/2" Nom. Compression x 3/8" OD Compression x 1/2" OD Compression, rough brass, window tray

Compliant Part Listing:

- CR1900DVX C 1/2" Nom. Compression x 3/8" OD Compression x 1/4" OD Compression, chrome plated
- CR1900DVX R 1/2" Nom. Compression x 3/8" OD Compression x 1/4" OD Compression, rough brass
- CR1901DVX C 1/2" Nom. Compression x 3/8" OD Compression x 3/8" OD Compression, chrome plated
- CR1901DVX R 1/2" Nom. Compression x 3/8" OD Compression x 3/8" OD Compression, rough brass

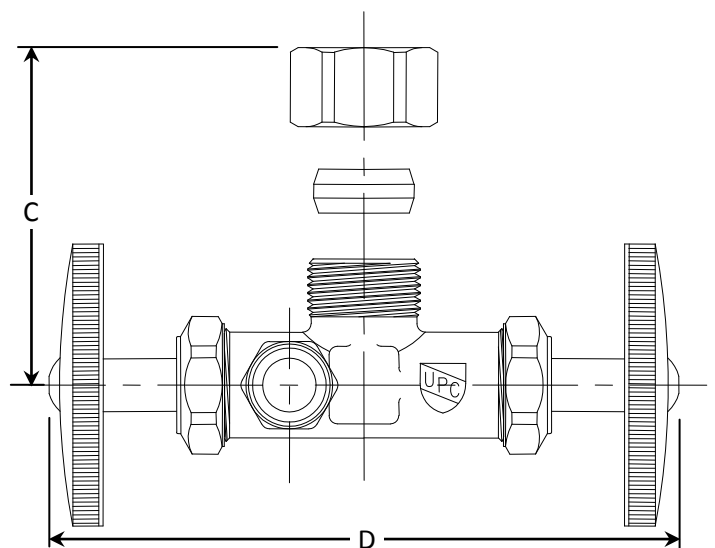


Listings & Certifications:

- IAPMO listed to ASME A112.18.1-05 / CSA B125.1-05 (File # 0645)
- Compliant product CSA approved to California Health & Safety Code 116875 and Vermont Bill S.152 (Project # 2174785)



PART DIMENSIONS (Inches)				
Model	DIM. A	DIM. B	DIM. C	DIM. D
CR1900DV	1.05	1.05	1.25	4.50
CR1900DVZ	1.05	1.05	1.25	4.50
CR1901DV	1.05	1.05	1.25	4.50
CR1901DVZ	1.05	1.05	1.25	4.50
CR1903DV	1.05	1.15	1.25	4.50



This specification and all information contained herein is the confidential and exclusive property of BrassCraft Manufacturing, and shall not be disclosed to others without the written consent of BrassCraft. This specification must be returned to BrassCraft if requested.

BrassCraft[®]